

DHV-12 SERIES, 12WATT, 2:1 INPUT RANGE

FEATURES:

- ✓ Wide input range(2:1)
- ✓ Six-side shielded metal case
- ✓ Low ripple and noise
- ✓ Over current and short circuit protection
- ✓ Typical efficiency up to 86%
- ✓ 3 year warranty



Model	Input voltage (Vdc)	Output voltage (Vdc)	Output current (mA)	Efficiency Typ.
DHV12-0511	5(4.5~9)	5	2400	80%
DHV12-0515		9	1333	82%
DHV12-0512		12	1000	83%
DHV12-0513		15	800	83%
DHV12-0514		24	500	84%
DHV12-0521		±5	±1200	80%
DHV12-0525		±9	±667	81%
DHV12-0522		±12	±500	83%
DHV12-0523		±15	±400	84%
DHV12-0524		±24	±250	84%
DHV12-1211	12(9~18)	5	2400	80%
DHV12-1215		9	1333	82%
DHV12-1212		12	1000	83%
DHV12-1213		15	800	84%
DHV12-1214		24	500	85%
DHV12-1221		±5	±1200	80%
DHV12-1225		±9	±667	81%
DHV12-1222		±12	±500	83%
DHV12-1223		±15	±400	84%
DHV12-1224		±24	±250	84%
DHV12-2411	24(18~36)	5	2400	80%
DHV12-2415		9	1333	82%
DHV12-2412		12	1000	84%
DHV12-2413		15	800	85%
DHV12-2414		24	500	85%
DHV12-2421		±5	±1200	80%
DHV12-2426		±9	±667	82%
DHV12-2422		±12	±500	84%
DHV12-2423		±15	±400	85%
DHV12-2425		±18	±333	80%
DHV12-2424	±24	±250	86%	

DHV-12 SERIES, 12WATT, 2:1 INPUT RANGE

Model	Input voltage (Vdc)	Output voltage (Vdc)	Output current (mA)	Efficiency Typ.
DHV12-4811	48(36~72)	5	2400	83%
DHV12-4815		9	1333	82%
DHV12-4812		12	1000	83%
DHV12-4813		15	800	84%
DHV12-4814		24	500	85%
DHV12-4821		±5	±1200	81%
DHV12-4825		±9	±667	86%
DHV12-4822		±12	±500	85%
DHV12-4823		±15	±400	85%
DHV12-4824		±24	±250	86%

Notes:

1. Other input and output models may available on request;
2. Above models are default to metal case.

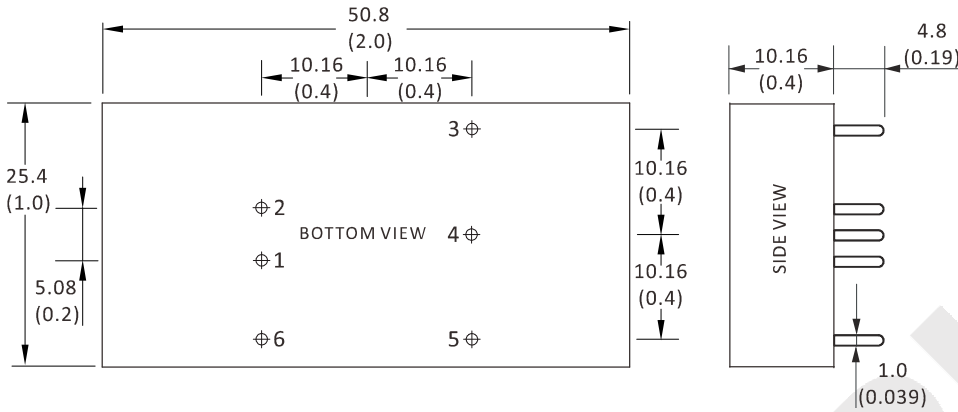
ELECTRICAL

Output voltage accuracy	+Vo -Vo	±2% max. ±3% max.
Line regulation	Nominal Load, full voltage	±0.5% max.
Load regulation	20% ~ 100% rated load	±1% max.
Ripple and noise	20MHz BM, full load	150mVp-p max.
Operating frequency	Typical value	300KHz typ.
Isolation voltage (<1mA/min)	Input to output	1500Vdc
Isolation resistance	---	1000mΩ
Temperature coefficient	---	±0.03%/°C max.
Operating temperature range	---	-40°C to +85°C
Storage temperature range	---	-55°C to +125°C
Short circuit protection	---	Continuous, auto-recovery
Cooling method	---	Cooling by air convection
Relative humidity	---	10%-90% max.
Weight	---	35g
MTBF	Bellcore TR-332, 25°C	1000KHrs

Notes: Unless otherwise specified, all the parameters of the test conditions are as follows: ambient temperature 25°C, the nominal input voltage, pure resistive nominal load.

DHV-12 SERIES, 12WATT, 2:1 INPUT RANGE

MECHANICAL



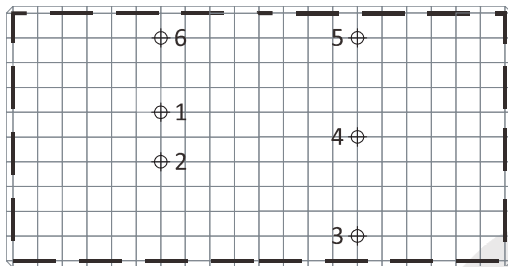
CONNECTION

PIN #	SINGLE	DUAL
1	GND	GND
2	+Vin	+Vin
3	+Vo	+Vo
4	No Pin	0V
5	0V	-Vo
6	No Pin	No Pin

Note:

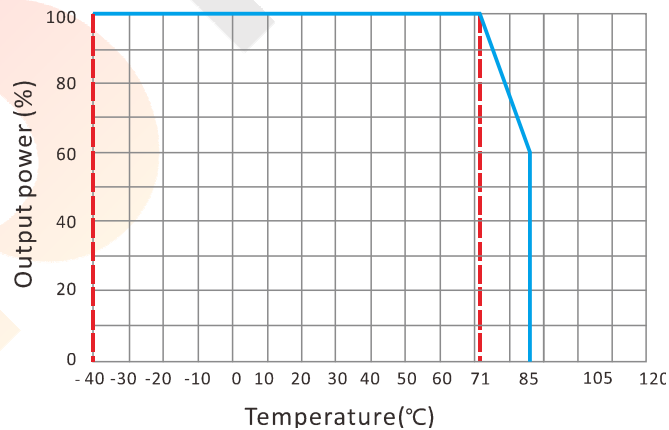
* Unit is mm(inch).

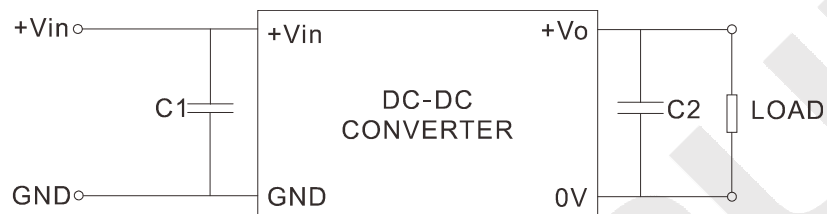
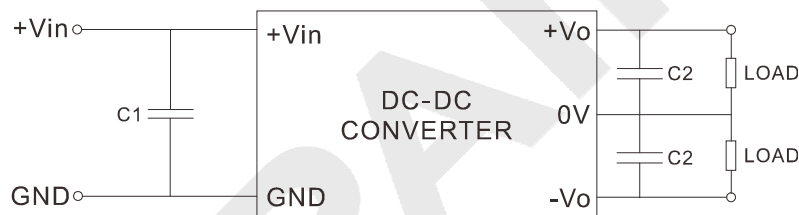
LAYOUT



Unit: mm(inch)
 PCB vertical view
 Grid spacing: 2.54mm(0.1inch)

ELECTRICAL CURVE



DHV-12 SERIES, 12WATT, 2:1 INPUT RANGE
NOTES
RECOMMENDED TEST AND APPLICATION CIRCUIT
SINGLE OUTPUT

DUAL OUTPUT

CAPACITOR SELECTION

INPUT VOLTAGE	C1	SINGLE OUTPUT	C2	DUAL OUTPUT	C2
5VDC	220 μ F	5VDC	1000 μ F	\pm 5VDC	470 μ F
12VDC	220 μ F	9VDC	470 μ F	\pm 9VDC	220 μ F
24VDC	100 μ F	12VDC	220 μ F	\pm 12VDC	100 μ F
48VDC	47 μ F	15VDC	220 μ F	\pm 15VDC	100 μ F
--	--	24VDC	100 μ F	\pm 24VDC	47 μ F